



Transforming
spaces, elevating
experiences

Primal Collection



Primal

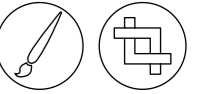
Original sensation

9 mm

120×120/48"×48" R Matt
120×120/48"×48" R Soft
120×120/48"×48" R Strutt.
60×120/24"×48" R Matt
60×120/24"×48" R Soft
60×120/24"×48" R Strutt.
60×60/24"×24" R Matt
60×60/24"×24" R Soft
60×60/24"×24" R Strutt.
30×60/12"×24" R Matt
30×60/12"×24" R Soft
30×60/12"×24" R Strutt.

20 mm OUT2.0


60×120/24"×48" R
60×60/24"×24" R





Primordial forces shape a millennia-old matter, nature manifests itself in all its power.

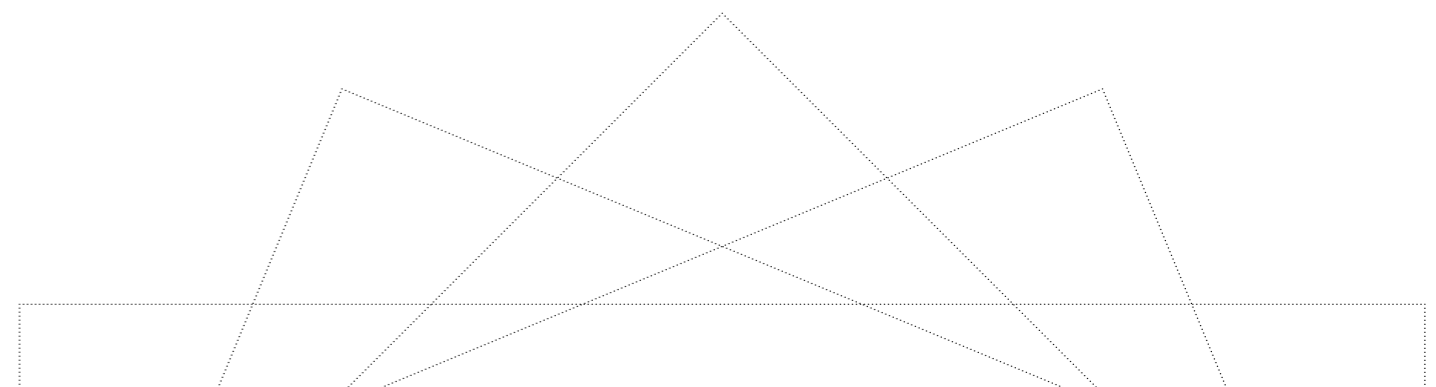
The energy and majesty of the universe pervade environments that bring natural sensations to life, creating a continuous harmony between interior and exterior. Ancestral spirit and material attitude come together in a collection with timeless appeal.






We evolved a traditional material like quartzite, with its typically strong and full-bodied perception, with the intention of making it refined and contemporary. The structure reproduces the typical flaking but is more delicate; the transitions between light and dark areas are always blurred with the presence of slight veins; the color appears homogeneous without significant chromatic variations.

Stronger graphic details and more pronounced color transitions are thus attenuated to soften the overall appearance of the surface, while still maintaining 3D, detailed effects.



The range consists of five essential shades suggested by natural elements, which can fit into all contexts creating balanced color harmonies: *Pearl* white and *Silver* gray are light and cold shades; *Sand* and *Warm* are warm beige and gray, respectively; *Coal* is anthracite gray. With its finishes (*Soft*, *Matt*, *Strutturato*) and different sizes, also available in the OUT2.0 version (2 cm thick), it is ideal for residential environments as well as in places dedicated to retail, work, wellness, hospitality and foodservice.





Soft



Pearl Silver Coal



Warm Sand

9 mm

- 120x120/48"x48" R Soft
- 60x120/24"x48" R Soft
- 60x60/24"x24" R Soft
- 30x60/12"x24" R Soft

Matt



Pearl Silver Coal



Warm Sand

9 mm

- 120x120/48"x48" R Matt
- 60x120/24"x48" R Matt
- 60x60/24"x24" R Matt
- 30x60/12"x24" R Matt

Strutturato



Pearl Silver Coal



Warm Sand

9 mm

- 120x120/48"x48" R Strutt.
- 60x120/24"x48" R Strutt.
- 60x60/24"x24" R Strutt.
- 30x60/12"x24" R Strutt.

Lines Kit
110x120/44"x48" R Strutt.



OUT2.0



Silver Warm Sand

20 mm OUT2.0

- 60x120/24"x48" R
- 60x60/24"x24" R



V3
Moderate



Pearl
 120x120/48"x48" R Matt
 120x120/48"x48" R Soft
 120x120/48"x48" R Strutt.
 60x120/24"x48" R Matt
 60x120/24"x48" R Soft
 60x120/24"x48" R Strutt.
 60x60/24"x24" R Matt
 60x60/24"x24" R Soft
 60x60/24"x24" R Strutt.
 30x60/12"x24" R Matt
 30x60/12"x24" R Soft
 30x60/12"x24" R Strutt.

OJ04
OJ09
OZ75
OK45
OK47
OK46
OK60
OK62
OK61
OK75
OK77
OK76

Silver
 120x120/48"x48" R Matt
 120x120/48"x48" R Soft
 120x120/48"x48" R Strutt.
 60x120/24"x48" R Matt
 60x120/24"x48" R Soft
 60x120/24"x48" R Strutt.
 60x60/24"x24" R Matt
 60x60/24"x24" R Soft
 60x60/24"x24" R Strutt.
 30x60/12"x24" R Matt
 30x60/12"x24" R Soft
 30x60/12"x24" R Strutt.

OJ06
OJ11
OZ77
OK51
OK53
OK52
OK66
OK68
OK67
OK81
OK83
OK82

Coal
 120x120/48"x48" R Matt
 120x120/48"x48" R Soft
 120x120/48"x48" R Strutt.
 60x120/24"x48" R Matt
 60x120/24"x48" R Soft
 60x120/24"x48" R Strutt.
 60x60/24"x24" R Matt
 60x60/24"x24" R Soft
 60x60/24"x24" R Strutt.
 30x60/12"x24" R Matt
 30x60/12"x24" R Soft
 30x60/12"x24" R Strutt.

OJ03
OJ08
OZ74
OK42
OK43
OK44
OK57
OK59
OK58
OK72
OK74
OK73



Warm
 120x120/48"x48" R Matt
 120x120/48"x48" R Soft
 120x120/48"x48" R Strutt.
 60x120/24"x48" R Matt
 60x120/24"x48" R Soft
 60x120/24"x48" R Strutt.
 60x60/24"x24" R Matt
 60x60/24"x24" R Soft
 60x60/24"x24" R Strutt.
 30x60/12"x24" R Matt
 30x60/12"x24" R Soft
 30x60/12"x24" R Strutt.

OJ07
OJ12
OZ78
OK54
OK56
OK55
OK69
OK71
OK70
OK84
OK86
OK85

Sand
 120x120/48"x48" R Matt
 120x120/48"x48" R Soft
 120x120/48"x48" R Strutt.
 60x120/24"x48" R Matt
 60x120/24"x48" R Soft
 60x120/24"x48" R Strutt.
 60x60/24"x24" R Matt
 60x60/24"x24" R Soft
 60x60/24"x24" R Strutt.
 30x60/12"x24" R Matt
 30x60/12"x24" R Soft
 30x60/12"x24" R Strutt.

OJ05
OJ10
OZ76
OK48
OK50
OK49
OK63
OK65
OK64
OK78
OK80
OK79

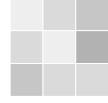


Primal acquires a refined character made even richer by the presence of small luminous dots, which restore a slight shimmer, recalling the quartz mineral that inspires the collection.

Plain Tiles

OUT2.0

V3
Moderate



Silver 60×120/24"×48" R OUT2.0 OW08
60×60/24"×24" R OUT2.0 OK92

Warm 60×120/24"×48" R OUT2.0 OW09
60×60/24"×24" R OUT2.0 OK93

Sand 60×120/24"×48" R OUT2.0 OW07
60×60/24"×24" R OUT2.0 OK91

Warm 60×120/24"×48" R OUT2.0



Warm 60×120/24"×48" R OUT2.0

Primal




Warm 120×120/48"×48" R Matt







V3
Moderate



Pearl Lines Kit 110×120/44"×48" R Strutt.

OJ37




Silver Lines Kit 110×120/44"×48" R Strutt.

OJ39



Coal Lines Kit 110×120/44"×48" R Strutt.

OJ36



Warm Lines Kit 110×120/44"×48" R Strutt.

OJ40



Sand Lines Kit 110×120/44"×48" R Strutt.

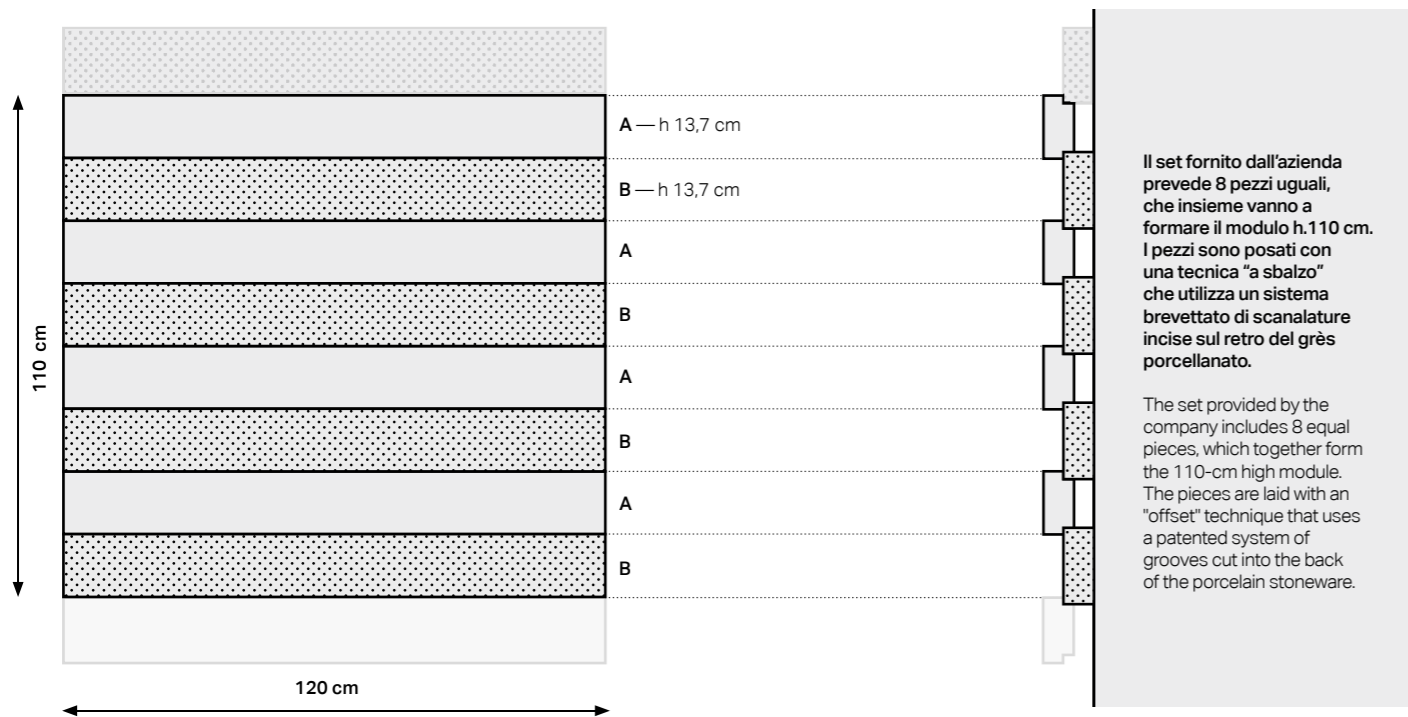
OJ38



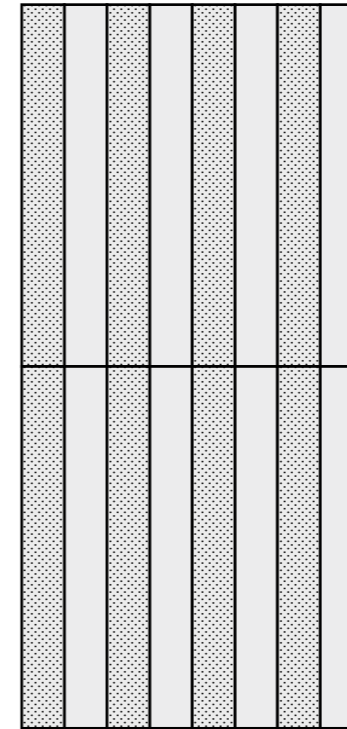


The Lines decorative motif, available in the Strutturato finish and in all colors, is composed of fascias that follow one another to obtain modules sized 110×120 cm: the bands can be installed horizontally or vertically, in a regular or staggered manner. The slightly overlapping arrangement of the fascias (120 cm long with a height of 14), amplified by the choice of the Strutturato finish, enlivens the surface and creates dynamic plays of light.

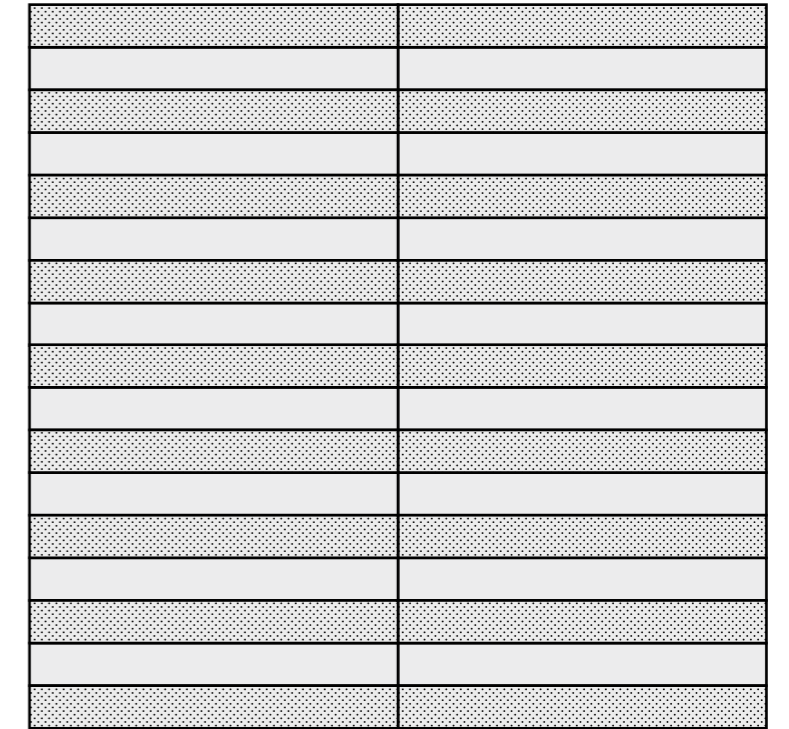
Lines Kit (110×120/44"×48")



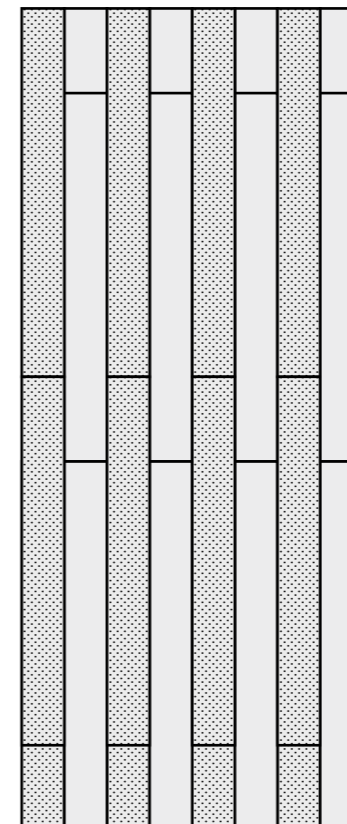
Regular vertical



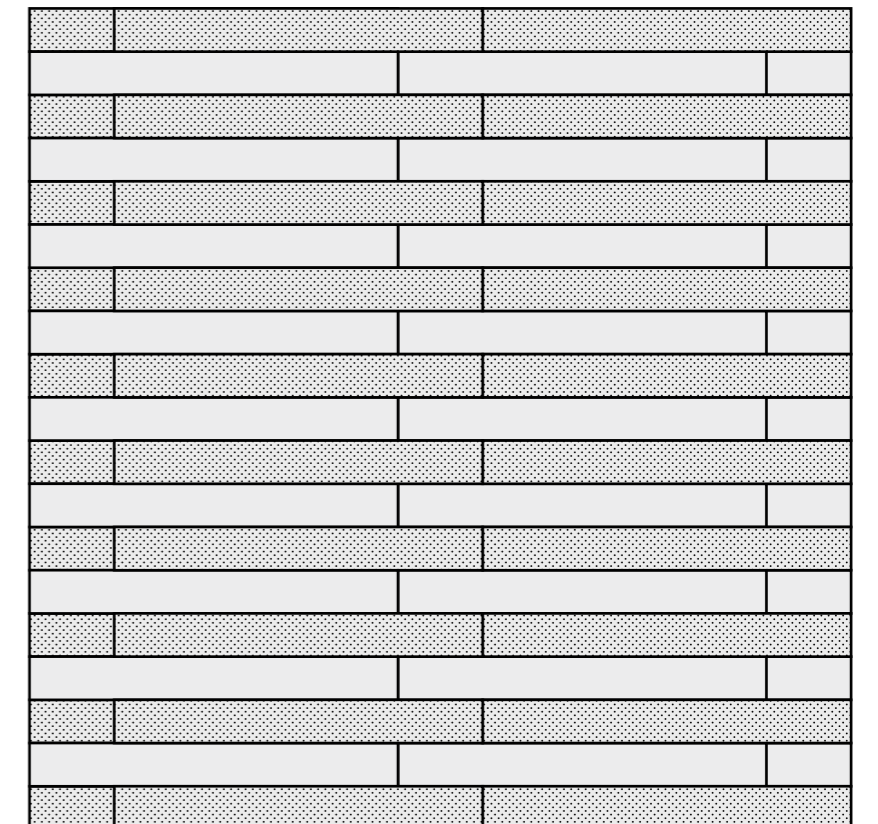
Regular horizontal



Staggered vertical



Staggered horizontal





Pearl 120×120/48"×48" R Soft



Primal

Pearl 120×120/48"×48" R Strutt.

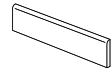


Trim tiles



Battiscopa

7×60/2^{7/8}×24" R

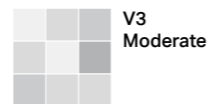


Coal	OW05
Pearl	OW02
Sand	OW06
Silver	OW03
Warm	OW04

Imballi/Packing/Emballage/Verpackungseinheiten/Verpakking/Embalajes

	pcs × box	m ² / m × box	kg × box	box × pallet	m ² × pallet	kg × pallet
120×120/48"×48"	2	2,8800	59,00	20	57,60	1180,00
60×120/24"×48"	2	1,4400	29,50	35	50,40	1032,50
60×60/24"×24"	3	1,0800	21,36	40	43,20	854,40
30×60/12"×24"	7	1,2600	24,50	40	50,40	980,00
60×120/24"×48" OUT2.0	1	0,7200	32,50	35	25,20	1137,50
60×60/24"×24" OUT2.0	2	0,7200	32,40	30	21,60	972,00
110×120/44"×48" Lines Kit	1	1,3200	28,27	24	31,68	678,48
7×60/2 ^{7/8} ×24" Battiscopa	10	6,0000	9,00	70	420,00	630,00

Stonalizzazione/Color shading/Denuancement/Farbabweichung/
Kleurnuanceringen/Destonificación



Features

MATT

UNI EN ISO 10545-14	DIN EN 16165:2021 Annex B (previously DIN 51130)	DIN EN 16165:2021 Annex A (previously DIN 51097)	BS EN 16165:2021 Annex C (previously BS 7976-2:2002)	B.C.R.A. Rep. CEC/81	ANSI A326.3 (BOT 3000) Test Method
Classe 5 / Class 5	R10	A+B	PTV ≥ 36 Wet	Conforme / Compliant	wet DCOF ≥ 0.50

SOFT

UNI EN ISO 10545-14	B.C.R.A. Rep. CEC/81	ANSI A326.3 (BOT 3000) Test Method
Classe 5 / Class 5	Conforme / Compliant	dry DCOF ≥ 0.42

STRUTTURATO

UNI EN ISO 10545-14	DIN EN 16165:2021 Annex B (previously DIN 51130)	DIN EN 16165:2021 Annex A (previously DIN 51097)	B.C.R.A. Rep. CEC/81	ANSI A326.3 (BOT 3000) Test Method
Classe 5 / Class 5	R11	A+B	Conforme / Compliant	wet DCOF ≥ 0.42

OUT2.0

UNI EN ISO 10545-14	DIN EN 16165:2021 Annex B (previously DIN 51130)	DIN EN 16165:2021 Annex A (previously DIN 51097)	BS EN 16165:2021 Annex C (previously BS 7976-2:2002)	B.C.R.A. Rep. CEC/81	ANSI A326.3 (BOT 3000) Test Method
Classe 5 / Class 5	R11	A+B+C	PTV ≥ 36 Wet	Conforme / Compliant	wet DCOF ≥ 0.55

The MATT and SOFT finishes are recommended for interior floors, walls, and exterior walls in both residential and commercial applications. River SOFT is not recommended for exterior horizontal surfaces or exterior paving, and it is not recommended for ramps application. The SOFT finish is not recommended for interior floors in entrance areas if joined to outdoor in commercial applications.

For USA, Canada and Oceania markets

River is not recommended for the exterior horizontal surfaces or exterior paving, and it is not recommended for ramps application. River LUCIDO is recommended for interior walls and exterior walls both in residential and commercial applications. River LUCIDO finish is not recommended for floors.

Warning

The LUCIDO (Glossy) finish does not meet the minimum coefficient of friction, according to the most relevant national standards for antislip resistance (as per example: ANSI 137.1-2012 / BOT3000; b.C.R.A. REP. CEC/81; DIN EN 16165:2021 Annex B; DIN EN 16165:2021 Annex A).

Contact us for more information



architectural@veronagroup.co.uk

0113 519 5004

www.verona-architectural.co.uk

Lumina,
Park Approach,
Thorpe Park,
Leeds LS15 8GB

